

54311-1 ✓ ACTIVE



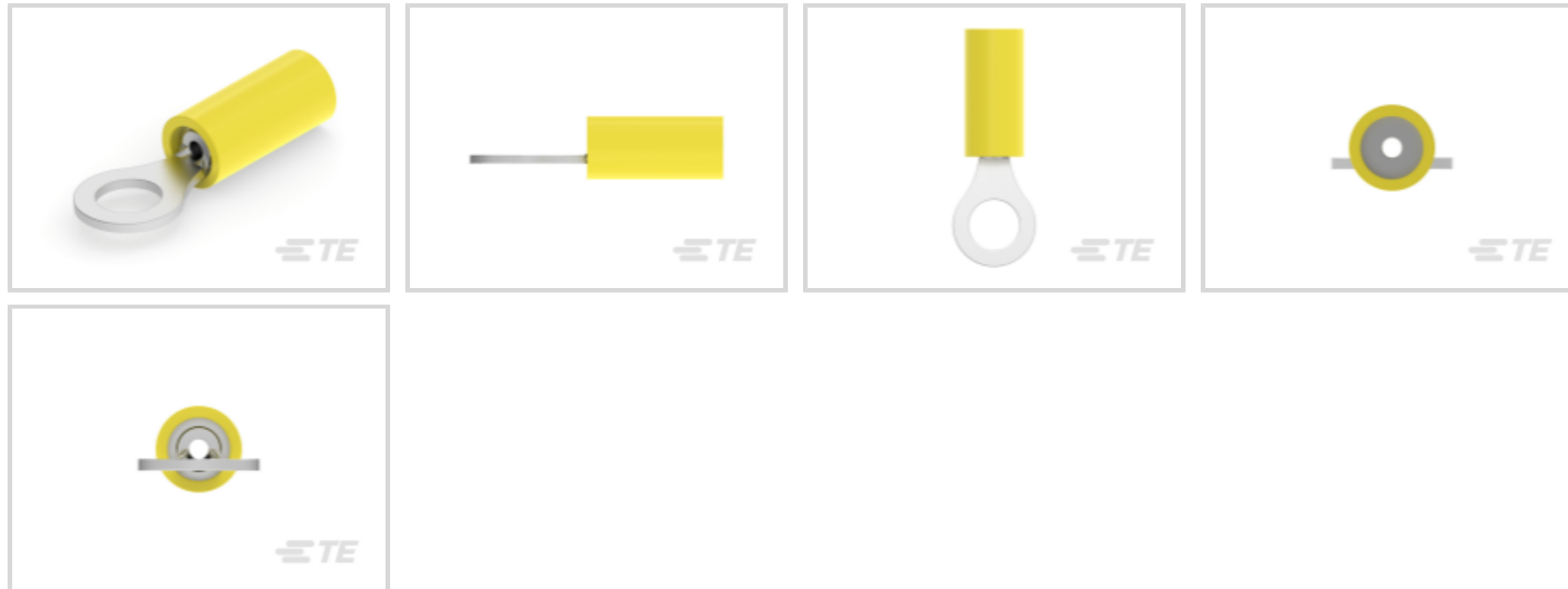
PIDG

TE Internal #: 54311-1

Ring Terminals & Spade Terminals, Ring Tongue, 26 AWG Wire Size, .12 – .24 mm<sup>2</sup> Wire Size, 238 – 475 CMA Wire Size, Stud Size M4 / #8, PIDG

[View on TE.com >](#)

Terminals & Splices > Ring Terminals & Spade Terminals > PIDG RING TONGUE TERMINALS



Ring & Spade Terminal Type: **Ring Tongue**

Wire Size: **238 – 475 CMA**

Stud Size: **#8, M4**

[All PIDG RING TONGUE TERMINALS \(421\)](#)

### Features

#### Product Type Features

Shape Description	RING-041
Stud Size	#8, M4
Sealable	No
Wire Insulation Support Retention Type	Insulation Support

#### Configuration Features

Terminal Angle	180 °
----------------	-------

#### Electrical Characteristics

Voltage (Max)	300 V
---------------	-------

#### Contact Features

Military Part Class	Class I
Ring & Spade Terminal Type	Ring Tongue
Barrel Type	Closed
Terminal Orientation	Offset
Terminal Plating Material	Tin



### Mechanical Attachment

Wire Insulation Support	With
-------------------------	------

### Dimensions

Wire Size	238 – 475 CMA
Stud Diameter	4.17 mm[.164 in]
Tongue Thickness	.69 mm[.027 in]
Overall Product Length	20.67 mm[.814 in]
Accepts Wire Insulation Diameter (Max)	2.67 mm[.105 in]
Accepts Wire Insulation Diameter Range	1.27 – 2.67 mm[.05 – .105 in]

### Usage Conditions

Insulation Option	Partially Insulated
Operating Temperature Range	105 °C[221 °F]

### Operation/Application

Compatible With Wire Base Material	Copper
Compatible With Wire Plating Material	Tin
Heavy Duty	No

### Industry Standards

Government Qualified	Yes
----------------------	-----

### Packaging Features

Packaging Method	Loose Piece
------------------	-------------

### Product Compliance

[For compliance documentation, visit the product page on TE.com>](#)

EU RoHS Directive 2011/65/EU	Compliant
EU ELV Directive 2000/53/EC	Compliant
China RoHS 2 Directive MIIT Order No 32, 2016	No Restricted Materials Above Threshold
EU REACH Regulation (EC) No. 1907/2006	Current ECHA Candidate List: JUNE 2022 (224) Candidate List Declared Against: JUNE 2022 (224) Does not contain REACH SVHC
Halogen Content	Low Halogen - Br, Cl, F, I < 900 ppm per homogenous material. Also BFR/CFR/PVC Free

Solder Process Capability

Not applicable for solder process capability

Product Compliance Disclaimer

This information is provided based on reasonable inquiry of our suppliers and represents our current actual knowledge based on the information they provided. This information is subject to change. The part numbers that TE has identified as EU RoHS compliant have a maximum concentration of 0.1% by weight in homogenous materials for lead, hexavalent chromium, mercury, PBB, PBDE, DBP, BBP, DEHP, DIBP, and 0.01% for cadmium, or qualify for an exemption to these limits as defined in the Annexes of Directive 2011/65/EU (RoHS2). Finished electrical and electronic equipment products will be CE marked as required by Directive 2011/65/EU. Components may not be CE marked. Additionally, the part numbers that TE has identified as EU ELV compliant have a maximum concentration of 0.1% by weight in homogenous materials for lead, hexavalent chromium, and mercury, and 0.01% for cadmium, or qualify for an exemption to these limits as defined in the Annexes of Directive 2000/53/EC (ELV). Regarding the REACH Regulation, the information TE provides on SVHC in articles for this part number is based on the latest European Chemicals Agency (ECHA) 'Guidance on requirements for substances in articles' posted at this URL: <https://echa.europa.eu/guidance-documents/guidance-on-reach>

### Compatible Parts



REPRESENTATION ONLY

TE Part # 46121  
DAHT PG PIDG 26-22 ASSY



REPRESENTATION ONLY

TE Part # 47386  
DAHT PG PIDG 26-16 ASSY



TE Part # 59250  
T-HEAD PIDG 26-14 ASSY




TE Part # 2063030-1  
SDE DIESET, RBY, UL




TE Part # 47806-2  
DIES PIDG 22-16 DIE SET

### Also in the Series | PIDG




Compression Connectors(17)



Crimp Terminal Housings(1)



Crimp Wire Pins, Tabs & Ferrules(41)



Hand Crimping Tools(2)



Knife Disconnects(11)



PCB Terminals(9)



Quick Disconnects(53)



Ring Terminals &amp; Spade Terminals(861)



Special Purpose Terminals(1)



Splices(48)

## Documents

### Product Drawings

[TERMINAL,PIDG R 26-24 8](#)

English

### CAD Files

[3D PDF](#)

3D

Customer View Model

[ENG\\_CVM\\_CVM\\_54311-1\\_D.2d\\_dxf.zip](#)

English

Customer View Model

[ENG\\_CVM\\_CVM\\_54311-1\\_D.3d\\_igs.zip](#)

English

Customer View Model

[ENG\\_CVM\\_CVM\\_54311-1\\_D.3d\\_stp.zip](#)

English

[3D PDF](#)

English

Customer View Model

[ENG\\_CVM\\_54311-1\\_C.3d\\_igs.zip](#)

English

Customer View Model

[ENG\\_CVM\\_54311-1\\_C.3d\\_stp.zip](#)

English

Customer View Model

[ENG\\_CVM\\_54311-1\\_C.2d\\_dxf.zip](#)



English

By downloading the CAD file I accept and agree to the [Terms and Conditions](#) of use.

---

**Datasheets & Catalog Pages**

[PIDG TERMINALS & SPLICES Quick Reference Guide](#)

English

---

**Product Specifications**

[Application Specification](#)

English

---

**Product Environmental Compliance**

[TE Material Declaration](#)

English